

Kentucky High School Athletic Association


Memorandum

To: Superintendent, Principal, and Athletic Director
From: Brigid L. DeVries, Commissioner
Date: July 30, 2002
Subject: 2001-2002 Annual Report Forms Submission
School: St. Henry District High School



Enclosed please find a copy of Form T-65, The 2001-2002 Annual Report Forms Checklist. In addition, you may find an attachment with corrected copies of the forms submitted by your school personnel. Please review this information so the forms can be completed accurately in the future. Also, KHSAA Audit Staff may have requested a re-submission of some of the 2001-2002 Annual Report Forms or need additional information on your athletic programs. Please submit this information by the date requested if this is applicable. Copies and all KHSAA Title IX documents must be kept current and included in your permanent Title IX File at the school. All documents are subject to Open Records Requests.

Should you need any further information, please do not hesitate to call anytime.



Memo

To: KHSAA Member School Superintendents, Principals, and Athletic Directors

From: Brigid L. DeVries, Commissioner

Date: July 26, 2002

Re: 2002 Title IX Forms Submission

School	St. Henry	Reviewed by	Phyllis Catlett
--------	-----------	-------------	-----------------

The following is a status report regarding the required 2001 - 2002 Title IX submission of forms due in to the KHSAA office by April 15, 2002. Appropriate audit personnel have reviewed these forms and the following is a summary of this review.

I. Checklist of Forms properly submitted in a satisfactory manner:

<input checked="" type="checkbox"/>	GE 19 (Annual Verification)	<input checked="" type="checkbox"/>	T-35 (Budget Expenses)
<input checked="" type="checkbox"/>	T-1 (Summary Program Chart 1)	<input checked="" type="checkbox"/>	T-36 (Budget Expenses)
<input checked="" type="checkbox"/>	T-2 (Summary Program Chart 2)	<input checked="" type="checkbox"/>	T-41 (Checklist – Overall Interscholastic Program)
<input checked="" type="checkbox"/>	T-3 (Summary Program Chart 3)	<input checked="" type="checkbox"/>	T-60 (Corrective Action Plan)
<input checked="" type="checkbox"/>	T-4 (Summary Program Chart 4)	<input checked="" type="checkbox"/>	T-63 (Interscholastic Survey Results)

II. Status

A.	<input checked="" type="checkbox"/>	2001 – 2002 Forms are satisfactory and no further information or action is necessary at this time.
B.	<input checked="" type="checkbox"/>	Errors have been noted with respect to the following forms and corrected copies are being returned to you for placement in your Title IX file to ensure proper submission in the future. A minor error was found on Form T-2 (see attached).
C.		The following forms were omitted and must be submitted by school representatives.
D.	<input checked="" type="checkbox"/>	Other Recommendation and Comments:
		i would suggest that the school add students to the Gender Equity Review Committee.

2001-2002
ACCOMMODATION OF INTERESTS AND ABILITIES
SUMMARY PROGRAM CHART 2

KHSAA
 Form T2
 Rev. 07/01

Participation Opportunities Test Two

		Column 1	Column 2	Column 3	Column 4	Column 5	
Program		Number of Teams Currently Offered	Number of Participants	Number of Teams Added in Last Five Years	Number of Participants Added in Last Five Years	Percent of Total Participation By Sex Added in Last 5 Years	
GIRLS	Row 1	varsity:	9	133	1	7	5%
	Row 2	j.v.:	6	87	0	0	0
	Row 3	frosh:	2	19	0	0	0
	Row 4	total:	17	239	1	7	5% $\frac{3}{12}$
BOYS	Row 5	varsity:	8	103	0	0	0
	Row 6	j.v.:	6	94	0	0	0
	Row 7	frosh:	1	13	0	0	0
	Row 8	total:	15	210	0	0	0

- 1) List the number of interscholastic teams offered for girls and boys at each competitive level (for example, varsity, junior varsity, and freshman levels). Total each of the entries in Column 1 into Row 4, Column 1 and Row 8, Column 1.
- 2) List the number of interscholastic teams that have been added in the last five years at each competitive level. Total each of the entries in Column 3 into Row 4, Column 3 and Row 8, Column 3.
- 3) List the number of participants that are currently on each level of the teams that were added in the last five years. Total each of the entries in Column 2 into Row 4, Column 2 for girls and Row 8, Column 2 for boys. If a team was added previously but no longer exists, there are no current participants to be added for that team.
- 4) List the number of participants added in the last 5 years. Total each of the entries made in Column 4 into Row 4, Column 4 for girls and Row 8, Column 4 for boys.
- 5) Calculate the percentage of participants that have been added in the last five years (Column 4 divided by Column 2 on each line). For example, if girls' varsity soccer (22 participants), junior varsity soccer (18 participants), junior varsity golf (8 participants), and freshman softball (15 participants) have been added in the last five years, then 63 participation opportunities have been added for girls. If the total number of female participants in the program is 96 (taken from Form T-1, Row 1, Column 3), then 65.6% of the current opportunities (63 of 96) have been added in the last five years. Perform similar calculations for male participants.

Note: If the percentage of current participants added in the last five years is 25% or greater, compliance with test two may be possible. If less than 25%, then compliance with test three should be analyzed. **CAUTION:** 25% is not a formal compliance standard.

Principal's Signature: David M. Cotte Date: 4/9/02

APR 16 2002



**2001-2002 KENTUCKY HIGH SCHOOL ATHLETIC ASSOCIATION
ANNUAL VERIFICATION OF TITLE IX PROCEDURES
(To be submitted by April 15, 2002 along with other required forms)**

The St. Henry District High School, Erlanger, Kentucky

Certifies to the Kentucky High School Athletic Association that the following is an accurate and true representation of the facts surrounding compliance with Title 20, U.S.C. Titles 1681-1688, et. Seq. (also known as Title IX)

I certify the following provisions in accordance with records at the school contained in the permanent Title IX file, and to the best of my knowledge have completed the following tasks. (All boxes must be checked)

- Established a gender equity committee at the high school. (list committee personnel and provide attachment if necessary)

Name	Address	Phone	Title
Ernie Florkowski	3755 Scheben Dr., Erlanger, KY 41018	(859) 525-0255	Athletic Director
Paula Meihaus	(Assistant Volleyball Coach, Parent)		
Tony Harden	(Assistant Cross Country Coach Boys & Girls)		
Jen Ahr	(Female Athlete Soccer, Swimming, Track)		
Pete Voelker	(Male Athlete Golf, Basketball)		


- Scheduled a minimum of three meetings during the 2001-2002 school year on the following dates:
December 4, 2001 @ 2:35pm EST
January 8, 2002 @ 2:35pm EST
March 14, 2002 @ 2:35pm EST

- Designated the following person(s) as the Title IX coordinator for the school/district:


Ernie Florkowski	Athletic Director	3755 Scheben Dr., Erlanger, KY 41018	859-525-0255
Name	Title	Address	Phone


- School personnel are continuing to make periodic reviews of the boys and girls athletics program reflected in the Corrective Action Plan.

- In addition to the above information, the above referenced school maintains a complete permanent file relative to Title IX records including copies of the self-assessment audit, all corrective action plans, and other related materials.


 Principal's Signature

Date 4/9 2002


 Superintendent Signature


 School Board Chairpersons' Signature

(Send original copy to KHSAA - Maintain duplicate in Title IX school folder)

2001-2002
ACCOMMODATION OF INTERESTS AND ABILITIES
SUMMARY PROGRAM CHART 1

KHSAA
 Form T1
 Rev. 07/01

Participation Opportunities Test One

		(Column 1)	(Column 2)	(Column 3)	(Column 4)
	Program	Enrollment	Percentage of Total Enrollment	Number of Interscholastic Participants (double and triple count)	Percentage of Total Participation
Row 1	GIRLS	284	52%	239	53%
Row 2	BOYS	258	48%	210	47%
Row 3	Totals	542	100%	449	100%

Instructions:

*Number of 8th grade students & below used in Column 4 calculations if applicable: 6

- 1) Determine the total number of girls enrolled, (place in Row 1, Column 1). Determine the total number of boys enrolled, (place in Row 2, Column 1).
- 2) Add the total number of girls and boys enrolled to determine total enrollment, (place in Row 3, Column 1).
- 3) Calculate the percentage of total enrollment that is female. (Divide Row 1, Column 1 by row 3, Column 1 and place in Row 1, Column 2.) Calculate the percentage of total enrollment that is male. (Divide Row 2, Column 1 by Row 3, Column 1 and place in Row 2, Column 2.) Note: Row 1, Column 2 plus Row 2, Column 2 should total 100%.
- 4) Ask the head coaches to review the most updated eligibility or squad lists for their teams. Ask coaches to confirm the names of those individuals who are on the team as of the first **date of competition**, and cross out the names of those who were cut from the team or quit the team prior to the first competitive event. Determine the total number of interscholastic athletics participants that are girls, (and place in Row 1, Column 3). In order to determine the total number of athletics participants, an individual should be counted each time he or she participates on a team. For example, if Jane Doe competes on the varsity volleyball team, the junior varsity volleyball team, the junior varsity basketball team, and the varsity softball team, she should be counted as four participants (**do not include club or intramural sports participants, cheerleaders, dance teams, or pom squads**). Calculate the same way for boys and girls. * In addition, should 8th grade students and below play on a Freshman, Junior Varsity, or Varsity team, they should also be counted for each team and sport on which they participate. If applicable, please asterisk the above notation as to how many 8th grade students & below are included. Using the same procedure, determine the total number of interscholastic athletic participants that are boys, (and place in Row 2, Column 3). Add Row 1, Column 3 plus Row 2, Column 3 to get total participants and place in Row 3, Column 3.
- 5) Calculate the percentage of female participation. (Row 1, Column 3 divided by Row 3, Column 3 and place in Row 1, Column 4.) Calculate the percentage of male participation. (Row 2, Column 3 divided by Row 3, Column 3 and place in Row 2, Column 4.) Note: Row 1, Column 4 plus Row 2, Column 4 should total 100%.

Note: While being within three percent is not a formal compliance standard; if the percent listed in Row 1, Column 4 is within 3% of Row 1, Column 2, then it provides a good target within which compliance is likely.

Principal's Signature: *David M. Otte* Date: 4/9/02

2001-2002
ACCOMMODATION OF INTERESTS AND ABILITIES
SUMMARY PROGRAM CHART 2

KHSAA
 Form T2
 Rev. 07/01

Participation Opportunities Test Two

		Column 1	Column 2	Column 3	Column 4	Column 5	
Program		Number of Teams Currently Offered	Number of Participants	Number of Teams Added in Last Five Years	Number of Participants Added in Last Five Years	Percent of Total Participation By Sex Added in Last 5 Years	
GIRLS	Row 1	varsity:	9	133	1	7	5%
	Row 2	j.v.:	6	87	0	0	0
	Row 3	frosh:	2	19	0	0	0
	Row 4	total:	17	239	1	7	5%
BOYS	Row 5	varsity:	8	103	0	0	0
	Row 6	j.v.:	6	94	0	0	0
	Row 7	frosh:	1	13	0	0	0
	Row 8	total:	15	210	0	0	0

- 1) List the number of interscholastic teams offered for girls and boys at each competitive level (for example, varsity, junior varsity, and freshman levels). Total each of the entries in Column 1 into Row 4, Column 1 and Row 8, Column 1.
- 2) List the number of interscholastic teams that have been added in the last five years at each competitive level. Total each of the entries in Column 3 into Row 4, Column 3 and Row 8, Column 3.
- 3) List the number of participants that are currently on each level of the teams that were added in the last five years. Total each of the entries in Column 2 into Row 4, Column 2 for girls and Row 8, Column 2 for boys. If a team was added previously but no longer exists, there are no current participants to be added for that team.
- 4) List the number of participants added in the last 5 years . Total each of the entries made in Column 4 into Row 4, Column 4 for girls and Row 8, Column 4 for boys.
- 5) Calculate the percentage of participants that have been added in the last five years (Column 4 divided by Column 2 on each line). For example, if girls' varsity soccer (22 participants), junior varsity soccer (18 participants), junior varsity golf (8 participants), and freshman softball (15 participants) have been added in the last five years, then 63 participation opportunities have been added for girls. If the total number of female participants in the program is 96 (taken from Form T-1, Row 1, Column 3), then 65.6% of the current opportunities (63 of 96) have been added in the last five years. Perform similar calculations for male participants.

Note: If the percentage of current participants added in the last five years is 25% or greater, compliance with test two may be possible. If less than 25%, then compliance with test three should be analyzed. **CAUTION:** 25% is not a formal compliance standard.

Principal's Signature: David Mottz Date: 4/9/02

2001-2002
ACCOMMODATION OF INTERESTS AND ABILITIES
SUMMARY PROGRAM CHART 3

Participation Opportunities Test Three

For any question answered "YES" identify the respective sport(s).

	GIRLS (Yes / No)		BOYS (Yes / No)
1. Is there an intramural team offered in a sport not now available in the interscholastic athletics program? (YES or NO)	NO		NO
2. For a sport <u>not</u> currently offered, is there sufficient interest to form a viable interscholastic team based on participation on an intramural team or community recreation teams? (YES or NO)	NO		NO
3. For a sport <u>not</u> currently offered, is there sufficient interest to form a viable interscholastic team with the interscholastic survey.	NO		YES Football
4. For a sport currently offered, is there interest to form a viable team for a junior varsity, freshman, or other intramural level that is not currently offered? (YES or NO)	NO		NO
5. If you answered YES to question (1), (2), (3) or (4), are there enough high schools in your geographic area offering the sport (at the appropriate level) to allow for the development of a reasonable schedule of competition. (YES or NO)	NO		YES Football

Principal's Signature: David M. Oltz Date: 4/9/02

2001-2002
ACCOMMODATION OF INTERESTS AND ABILITIES
SUMMARY PROGRAM CHART 4

KHSA
 Form T4
 Rev. 07/01

Levels of Competition Test One

		(Column 1)	(Column 2)
	Team Levels	<u>GIRLS</u>	<u>BOYS</u>
Row 1	Total Number of Athletics Participants in All Levels	239	210
Row 2	Number of Varsity Teams Offered	9	8
Row 3	Number of Participants on all Varsity Teams	133	103
Row 4	Percentage of Total Varsity Participants By Sex	56%	49%
Row 5	Number of Junior Varsity Teams Offered	6	6
Row 6	Number of Participants on all Junior Varsity Teams	87	94
Row 7	Percentage of Total Junior Varsity Participants By Sex	36%	45%
Row 8	Number of Freshman Teams Offered	2	1
Row 9	Numbers of Participants on all Freshman Teams	19	13
Row 10	Percentage of Total Freshman Participants By Sex	8%	6%

- 1) Copy the number entered on Form T1, Row 1, Column 3 and place on Row 1, column 1 of this form.
- 2) Copy the number entered on Form T1, Row 2, Column 3 and place on Row 1, column 2 of this form.
- 3) List the number of teams at the varsity, junior varsity, and freshman levels for boys and girls (Rows #2,5,8) and place in the proper boxes in columns 1 and 2.
- 4) List the number of teams at the varsity, junior varsity, and freshman levels for boys and girls (Rows #3,6,9) and place in the proper boxes in columns 1 and 2.
- 5) Calculate the percentage of female and male participants at each level. (Rows #4,7,10)
 - Divide Row 3, Column 1 by Row 1, Column 1, and place the percentage in Row 4, Column 1.
 - Divide Row 3, Column 2 by Row 1, Column 2, and place the percentage in Row 4, Column 2.
 - Divide Row 6, Column 1 by Row 1, Column 1, and place the percentage in Row 7, Column 1.
 - Divide Row 6, Column 2 by Row 1, Column 2, and place the percentage in Row 7, Column 2.
 - Divide Row 9, Column 1 by Row 1, Column 1, and place the percentage in Row 10, Column 1.
 - Divide Row 9, Column 2 by Row 1, Column 2, and place the percentage in Row 10, Column 2.

Principal's Signature:  Date: 4/9/02

**2001-2002
BUDGETED AND ACTUAL EXPENDITURES - PROGRAM COMPARISON CHART
TO INCLUDE BOOSTER CLUB FUNDING**

	equipment and supplies		travel		awards		coaches' salaries (to include supplemental and extended employment)		facilities improvements		publications (if sport-specific)	
	B	E	B	E	B	E	B	E	B	E	B	E
G basketball	0	\$13,996.27	0	0	0	\$126.77	\$7650.00	\$7650.00	0	0	0	\$1274.00
B basketball	0	\$15,363.86	0	0	0	\$217.66	\$8350.00	\$8350.00	0	0	0	\$1274.00
G softball	0	\$9,510.10	0	0	0	\$143.75	\$2600.00	\$2600.00	0	0	0	0
B baseball	0	\$14,609.12	0	0	0	\$152.11	\$3100.00	\$3100.00	0	0	0	0
G cross country	0	\$6,172.86	0	0	0	\$89.56	\$2400.00	\$2400.00	0	0	0	0
B cross country	0	\$6,172.86	0	0	0	\$124.54	\$2400.00	\$2400.00	0	0	0	0
G golf	0	\$405.00	0	0	0	\$51.30	\$600.00	\$600.00	0	0	0	0
B golf	0	\$2,441.77	0	0	0	\$109.55	\$1250.00	\$1250.00	0	0	0	0
G soccer	0	\$3,213.75	0	0	0	\$203.25	\$4050.00	\$4050.00	0	0	0	0
B soccer	0	\$4,040.13	0	0	0	\$242.23	\$3800.00	\$3800.00	0	0	0	0
G swimming	0	\$3,092.00	0	0	0	\$71.54	\$1600.00	\$1600.00	0	0	0	0
B swimming	0	\$3,092.00	0	0	0	\$32.99	\$1600.00	\$1600.00	0	0	0	0

"B" is for budgeted dollar amounts and "E" is for actual dollar expenditures. Expenditures should include items provided by third parties such as Booster Clubs.

Principal's Signature: *Daniel McHertz* Date: _____

**2001-2002
BUDGETED AND ACTUAL EXPENDITURES - PROGRAM COMPARISON CHART 2
TO INCLUDE BOOSTER CLUB FUNDING**

Teams	equipment and supplies		travel		awards		coaches' salaries (to include supplemental and extended employment)		facilities improvements		publications (if sport-specific)	
	B	E	B	E	B	E	B	E	B	E	B	E
G track	0	\$4,470.66	0	0	0	\$180.90	\$2100.00	\$2100.00	0	0	0	0
B track	0	\$4,470.66	0	0	0	\$100.85	\$2100.00	\$2100.00	0	0	0	0
G tennis	0	\$3,295.10	0	0	0	\$75.30	\$1000.00	\$1000.00	0	0	0	0
B tennis	0	\$1,853.20	0	0	0	\$51.91	\$650.00	\$650.00	0	0	0	0
G volleyball	0	\$7,221.30	0	0	0	\$162.78	\$5400.00	\$5400.00	0	0	0	0
B wrestling	N/A	N/A	N/A	N/A	N/A	N/A	N/A	N/A	N/A	N/A	N/A	N/A
G (list sport)	N/A	N/A	N/A	N/A	N/A	N/A	N/A	N/A	N/A	N/A	N/A	N/A
B (football)	N/A	N/A	N/A	N/A	N/A	N/A	N/A	N/A	N/A	N/A	N/A	N/A
G Diving	0	\$1501.00	0	0	0	\$38.72	\$800.00	\$800.00	0	0	0	0
B Diving	0	\$1501.00	0	0	0	\$12.61	\$800.00	\$800.00	0	0	0	0

"B" is for budgeted dollar amounts and "E" is for actual dollar expenditures. Expenditures should include items provided by third parties such as Booster Clubs.


Principal's Signature:  Date: _____

2001-2002 KHSAA TITLE IX ATHLETICS AUDIT

KHSAA
Form T41
Rev. 07/01

Checklist - Overall Interscholastic Athletics Program

Areas of Compliance	ADVANTAGE TO (Respond based on Internal Evaluation by checking the appropriate column.)		
	GIRLS' PROGRAM	BOYS' PROGRAM	NEITHER PROGRAM
Equipment and Supplies			X
Scheduling of Games and Practice Time			X
Travel and Per Diem Allowances			X
Coaching			X
Locker Rooms, Practice and Competitive Facilities			X
Medical and Training Facilities and Services			X
Publicity		X Media	
Support Services			X
Athletic Scholarships			X
Tutoring			X
Housing and Dining Facilities and Services			X
Recruitment of Student Athletes			X

Principal's Signature:  Date: 4/9/02

School Name: St. Henry District High School

2001-2002

School Year: 2001-2002

TITLE IX

Principal's Signature: See Below

CORRECTIVE ACTION PLAN

Date: See Below

To complete this form, indicate the intended area which needs corrective action, the suggested change and time table for implementation. You may copy this form as needed. Please attach corrective action plans along with audit forms and submit by April 15, 2002.

ITEM FOR CORRECTION	SUGGESTED CHANGE	TIME TABLE FOR CORRECTIVE ACTION
Publicity	Getting information on our boys and girls to all proper media outlets in a timely manner.	Immediately starting with Basketball

- An explanation (status report) is needed for all areas identified previously as items for correction as well as all areas currently identified as items for correction. This form shall be typed.

Principal's Signature: *David M. Oltz*

Date: 4/9/02

INTERSCHOLASTIC ATHLETICS STUDENT SURVEY

1. Is the School District offering the interscholastic sport(s) you want to play?
163 Yes
109 No, I want to play: Football
25 I am not interested in athletics

2. During the **fall season**, which interscholastic sport would you like to play?
126 Football
45 Girls' Volleyball
29 Boys' Volleyball
9 Boys' Cross-Country
25 Girls' Cross-Country
40 Girls' Field Hockey
32 Boys' Golf
10 Girls' Golf
68 Boys' Soccer
48 Girls' Soccer
46 I would not participate

3. During the **winter season**, which interscholastic sport would you like to play?
72 Boys' Basketball
51 Girls' Basketball
8 Boys' Swimming & Diving
25 Girls' Swimming & Diving
29 Boys' Wrestling
22 Girls' Gymnastics
47 Boys' and Girls' Indoor Track
83 I would not participate

4. During the **spring season**, which interscholastic sport would you like to play?
48 Boys' Track
63 Girls' Track
44 Girls' Tennis
12 Boys' Tennis
28 Girls' Slow Pitch Softball
31 Girls' Fast Pitch Softball
45 Boys' Baseball
112 I would not participate

5. Do you participate in intramural sports? If you do, which sports(s)?
116 Yes: Basketball, Volleyball, Flag Football
112 No

6. Which intramural sports, if any, would you like to see added?
Soccer, Rugby, Wrestling, Field Hockey, Football

7. Do you participate in non-school sport activities? If you do, which sport(s)?

120 Yes: Soccer, Volleyball

128 No

8. Are you currently participating in interscholastic athletics during any season?

177 Yes

170 No Why don't you participate in interscholastic athletics?

36 I prefer other activities such as band, chorus, etc.

43 I don't have time

25 The practice schedules and game times are inconvenient

42 The sport I like isn't offered

7 It's too expensive

19 I prefer to participate in club or intramural sports

27 Working

18 Other

9. Do you have any suggestions to encourage participation?

athlete privileges, pay players, shorter practices, football team

10. Please list OTHER SPORTS you are interested in participating in and the sports season.

<u>Sport</u>	<u>Season</u>
<u>Football</u>	_____
<u>Wrestling</u>	_____
<u>Hockey</u>	_____
<u>Badminton</u>	_____
<u>Fencing</u>	_____
<u>Rugby</u>	_____
<u>Lacrosse</u>	_____
<u>Field Hockey</u>	_____
_____	_____

Optional

Name: St. Henry District High School

Age: Grades: 9, 10, 11

Male: 180 Female: 184

1670 responses

ST. HENRY



CRUSADERS

Girls Basketball

2001-2002

DEPARTMENT OF ATHLETICS

ERNIE FLORKOWSKI, DIRECTOR

ST. HENRY DISTRICT HIGH SCHOOL

GIRLS BASKETBALL

2001-2002

FRESHMAN ROSTER

Name	Number	Height	Pos.	Class
Katie Baker	3	5'0"	G.	9
Lindsay Davis	4	5'1"	G.	9
Jessie Roth	10	5'6"	G.	9
Rachel Dietz	11	5'6"	F.	9
Kelly Brockman	12	5'4"	G.	9
Marci Simonson	13	5'1"	G.	9
Jamie Toebbe	14	5'5"	G.	9
Valerie Von Handorf	21	5'8"	F.	9
Alex Wells	22	5'9"	C.	9
Liz Rectin	23	5'5"	G.	9
Jessica Mueller	24	5'9"	F.	9

Head Coach: Jeanne Vieth

Assistant Coach: Bob Brady

Athletic Director: Ernie Florkowski

School Colors: Red and White

Nickname: Crusaders

Conference: NKAC

District: 33rd

Region: 9th

Established: 1933

DEPARTMENT OF ATHLETICS
ERNIE FLORKOWSKI, DIRECTOR

ST. HENRY DISTRICT HIGH SCHOOL
GIRLS BASKETBALL
2001-2002
JUNIOR VARSITY ROSTER

Name	Number	Height	Pos.	Class
Justin Suedkamp	13	5'11"	F.	11
Erica Mallery	21	5'6"	G.	11
Elizabeth Dietz	24	5'7"	F.	11
Lindsay Lenhof	5	5'4"	G.	10
Lindsey Bungenstock	4	5'3"	G.	10
Mary Beth Brehl	23	5'6"	G.	10
Megan Ruehl	33	5'7"	F.	10
Brianna Bowling	30	5'8"	F.	10
Jill Russell	32	6'1"	C.	10
Madison Leach	11	5'6"	G.	10

Head Coach: Dave Muck
Assistant Coach: Bob Brady
Athletic Director: Ernie Florkowski
School Colors: Red and White
Nickname: Crusaders
Conference: NKAC
District: 33rd
Region: 9th
Established: 1933

DEPARTMENT OF ATHLETICS
ERNE FLORKOWSKI, DIRECTOR

St. Henry District High School

ST. HENRY DISTRICT HIGH SCHOOL
GIRLS BASKETBALL
2001-2002
VARSITY ROSTER

<u>Name</u>	<u>Number</u>	<u>Height</u>	<u>Pos.</u>	<u>Class</u>
Ashley Lindemann	20	5'8"	G.	12
Erin Johnson	12	6'0"	F.	12
Amanda Rice	25	5'8"	F.	12
Charlotte Walter	22	5'11"	F.	12
Stephanie Tabeling	15	5'5"	G.	11
Justin Suedkamp	13	5'7"	G.	11
Katie Muck	14	5'10"	F.	11
Erica Mallery	21	5'6"	G.	11
Elizabeth Dietz	24	5'7"	F.	11
Lindsay Lenhof	5	5'5"	G.	10
Madison Leach	11	5'5"	G.	10

Head Coach: Amy Petroze *2nd Season*

Assistant Coaches: Dave Muck, Jeanne Vieth, Bob Brady

Principal: Mr. Dave Otte

Assistant Principal: Mr. Dave Gish

Dean of Students: Dr. George Gerl

Athletic Director: Mr. Ernie Florkowski

Official Scorer: Steve Rice

Cheerleading Sponsors: Shannon Voss & Tiffany Miller

School Colors: Red and White

Nickname: Crusaders

Conference: NKAC

District: 33rd

Region: 9th

Established: 1933

ST. HENRY

60TH
SEASON
1941-2001

CRUSADERS

Boys Basketball

2001-2002

DEPARTMENT OF ATHLETICS
ERNE FLORKOWSKI, DIRECTOR

ST. HENRY DISTRICT HIGH SCHOOL
BOYS BASKETBALL
2001-2002
FRESHMAN ROSTER

Name	Number	Height	Pos.	Class
Travis Goetz	3	5'7"	G.	9
Marcus Griffin	5	5'8"	G.	9
Matt Kaiser	11	5'7"	G.	9
Keith Kelly	14	5'9"	G.	9
Jason Russo	21	5'9"	G.	9
Michael Krummen	22	5'10"	G.	9
Kyle Mitts	23	6'0"	F.	9
Andy Snyder	24	6'1"	F.	9
Rob Kirkwood	30	5'11"	F.	9
Jake Boulanger	32	5'11"	F.	9
Nick Brady	40	5'10"	F.	9
Anthony Colley	41	6'0"	F.	9
Chris Cook	42	6'2"	F.	9

Head Coach: Jim Goetz
Assistant Coach: Scott Knick
Athletic Director: Ernie Florkowski
School Colors: Red and White
Nickname: Crusaders
Conference: NKAC
District: 33rd
Region: 9th
Established: 1933

DEPARTMENT OF ATHLETICS

ERNIE FLORKOWSKI, DIRECTOR

ST. HENRY DISTRICT HIGH SCHOOL

BOYS BASKETBALL

2001-2002

JUNIOR VARSITY ROSTER

Name	Number	Height	Pos.	Class
Marc Hukle	3	5'10"	G.	11
Sam Lageman	10	5'11"	F.	9
T.J. Felthaus	13	5'8"	G.	10
Joe Spare	14	5'10"	G.	11
Chris Noetzel	15	5'10"	G.	10
Ryan Patrick	21	5'10"	G.	10
Matthew Otte	23	6'4"	G.	11
Ross Czarnik	24	6'1"	F.	11
Steve Cantrall	30	6'0"	F.	10

Head Coach: Wayne Shipley
Athletic Director: Ernie Florkowski
School Colors: Red and White
Nickname: Crusaders
Conference: NKAC
District: 33rd
Region: 9th
Established: 1933

DEPARTMENT OF ATHLETICS
ERNIE FLORKOWSKI, DIRECTOR

St. Henry District High School

ST. HENRY DISTRICT HIGH SCHOOL
BOYS BASKETBALL
2001-2002
VARSIITY ROSTER

Name	Number	Height	Pos.	Class
Marc Hukle	3	5'10"	G.	11
Sean Bradley	12	5'11"	G.	12
Matt Fabiani	13	5'10"	G.	11
Pete Voelker	21	5'11"	G.	12
Patrick Tierney	22	6'0"	G.	12
Matt Otte	23	6'4"	F.	11
Michael Terrell	24	6'3"	F.	12
Michael Schmidt	30	6'3"	F.	11
Jeff Eisenmenger	31	6'4"	F.	12
Ross Czarnik	32	6'1"	F.	11
Todd Vieth	34	6'4"	F.	11

Head Coach: Dave Faust *10th Season*

Assistant Coaches: Wayne Shipley, Matt Gessner, Jim Goetz, Scott Knick

Principal: Mr. Dave Otte

Assistant Principal: Mr. Dave Gish

Dean of Students: Dr. George Gerl

Athletic Director: Mr. Ernie Florkowski

Official Scorers: Bill Tobergte & Denny Seibert

Cheerleading Sponsors: Shannon Voss & Tiffany Miller

Video Coordinator: Tony Kelly

School Colors: Red and White

Nickname: Crusaders

Conference: NKAC

District: 33rd

Region: 9th

Established: 1933

St. Henry Crusaders								
Boys Basketball Coaches							Career Coaching Records	
						Coach		
Year	Coach	W	L	Games in a Season	Seasons		W	
1941-1942	Bob Ross	8	12	20	11	Bill Code	216	
1942-1943	Bob Ross	7	11	<u>18</u>	9	Dave Faust	130	
1943-1944	Bob Ross	9	17	26	5	Bob Murdock	82	
1944-1945	Bill Scheben	25	5	30	4	Ron Dawn	89	
1945-1946	"Jiggs" Johnson	10	17	27	4	Bert Wilmhoff	41	
1946-1947	Bill Scott	8	13	21	4	Bob Ross	35	
1947-1948	Bill Scott	9	14	23	3	Mote Hils	52	
1948-1949	Bob Ross	11	17	28	3	Jon Quatman	36	
1949-1950	Bert Wilmhoff	8	17	25	3	Dan Trame	52	
1950-1951	Bert Wilmhoff	17	13	30	2	Gary Schulte	35	
1951-1952	Bert Wilmhoff	9	14	23	2	Jim O'Connell	26	
1952-1953	Bert Wilmhoff	7	18	25	2	Don Nie	27	
1953-1954	"Dutch" Wilmhoff	12	7	19	2	Dutch Wilhoff	34	
1954-1955	"Dutch" Wilmhoff	22	4	26	2	Bill Scott	17	
1955-1956	Don Nie	11	17	28	1	Bill Scheben	25	
1956-1957	Don Nie	16	9	25	1	Bob Sullivan	18	
1957-1958	Jim O'Connell	17	16	33	1	Chuck Machock	13	
1958-1959	Jim O'Connell	9	17	26	1	Jiggs Johnson	10	
1959-1960	Chuck Machock	13	14	27				
1960-1961	Mote Hils	19	9	28	60	Overall	938	
1961-1962	Mote Hils	21	9	30				
1962-1963	Mote Hils	12	18	30				
1963-1964	Bob Sullivan	18	11	29				
1964-1965	Bill Code	10	17	27				
1965-1966	Bill Code	17	10	27				
1966-1967	Bill Code	19	13	32				
1967-1968	Bill Code	22	10	32				
1968-1969	Bill Code	27	6	33				
1969-1970	Bill Code	27	6	33				
1970-1971	Bill Code	16	12	28				
1971-1972	Bill Code	17	11	28				
1972-1973	Bill Code	16	13	29				
1973-1974	Bill Code	25	4	29				
1974-1975	Bill Code	20	12	32				
1975-1976	Gary Schulte	16	16	32				
1976-1977	Gary Schulte	19	16	<u>35</u>				
1977-1978	Bob Murdock	20	9	29				
1978-1979	Bob Murdock	24	5	29				
1979-1980	Bob Murdock	13	16	29				
1980-1981	Bob Murdock	14	15	29				
1981-1982	Bob Murdock	11	18	29				
1982-1983	Jon Quatman	12	16	28				
1983-1984	Jon Quatman	11	17	28				
1984-1985	Jon Quatman	13	15	28				
1985-1986	Ron Dawn	19	14	33				
1986-1987	Ron Dawn	21	9	30				
1987-1988	Ron Dawn	28	5	33				
1988-1989	Ron Dawn	21	8	29				

DEPARTMENT OF ATHLETICS

ERNIE FLORKOWSKI, DIRECTOR

To: All Media

From: Ernie Florkowski, Athletic Director



Re: St. Henry District High School 2001-2002 Basketball Media Packet

Enclosed you will find the following information:

1. Rosters for the Boys & Girls Basketball Teams (Freshman ~ Varsity)
2. A 2001-2002 Basketball Program

Our head Girls Coach is Ms. Amy Petroze

Our head Boys Coach is Mr. Dave Faust

Both coaches can be reached Monday – Friday at (859) 525-0255.

If you need any information from me, I can be reached at (859) 525-5847.

Thank you.